



Quarterly Newsletter

June 2023

Content

The capital markets at a glance _____ **3**

Traded volume

Integrated markets

Issuers

Market capitalization

Market value – debt

Assets under custody

Index _____ **6**

LTXSI

Treasury auctions _____ **7**

Treasury bonds, treasury notes, treasury bills

Equity markets summary _____ **7**

Common stock

Preferred stock

Funds

Links of interest _____ **8**

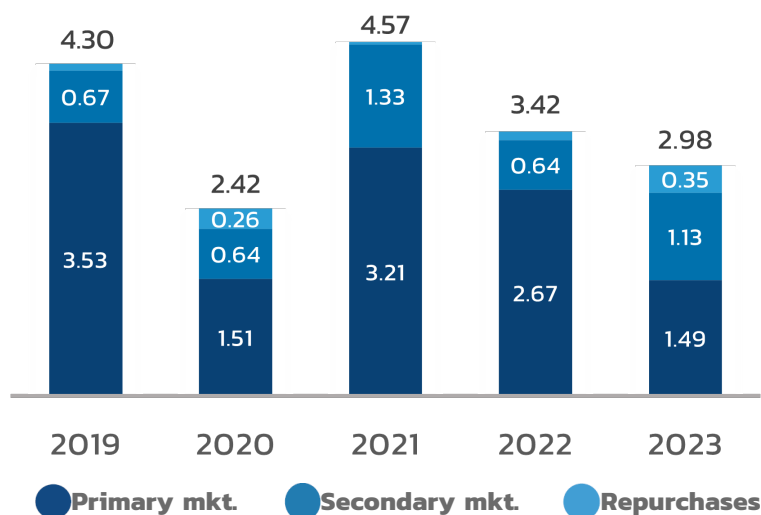
| The capital markets at a glance

Traded volume

USD B (accumulated)

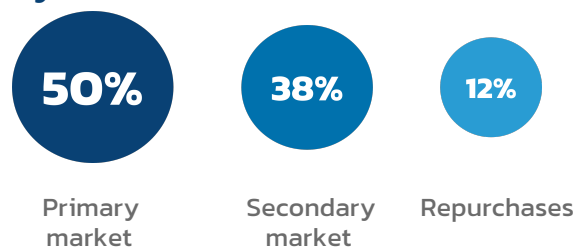
N° of transactions

4,730	4,082	5,508	5,517	5,026
-------	-------	-------	-------	-------

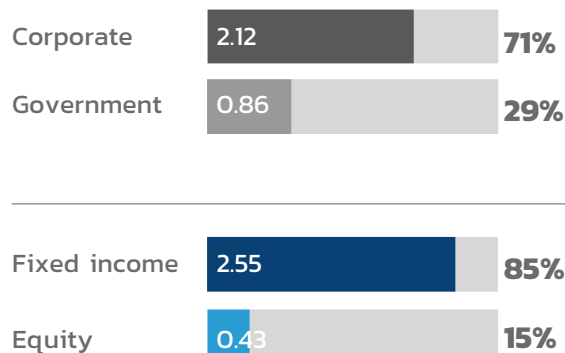


Composition 2023

By market



By instrument type

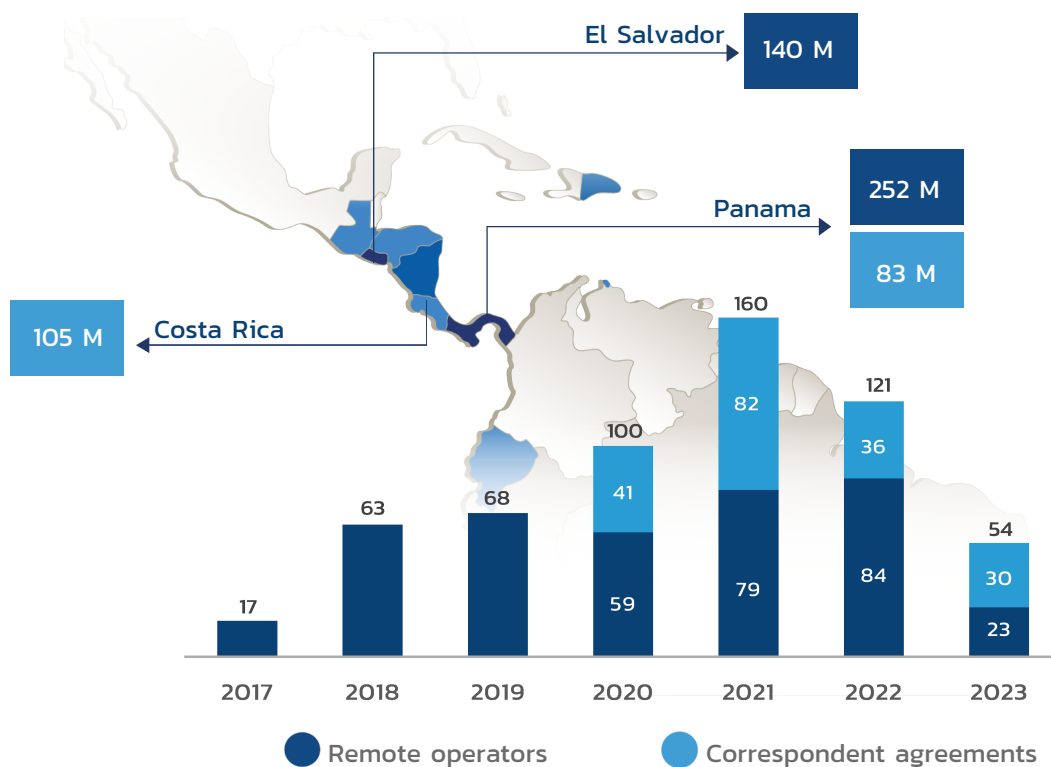


Integrated markets

Traded volume

USD M


Accumulated:
582 M volume
2,773 opxs.



Note: Amounts reflected for the country where the securities are traded. Operations carried out between Panama, El Salvador, Costa Rica, and Guatemala.

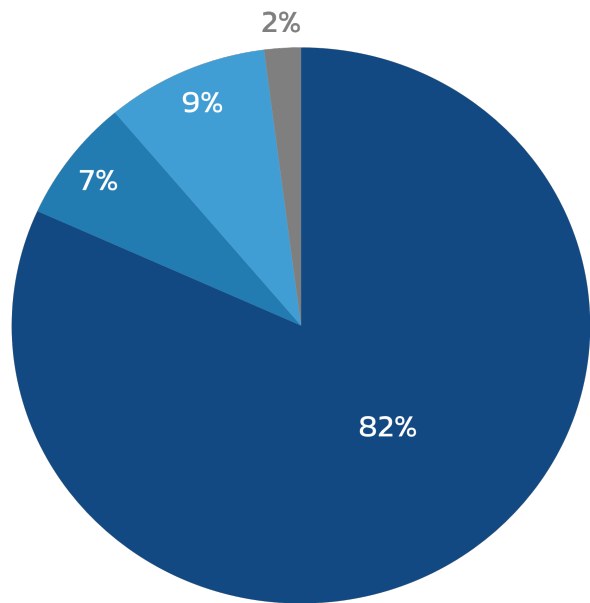
| The capital market at a glance

Issuers by sector

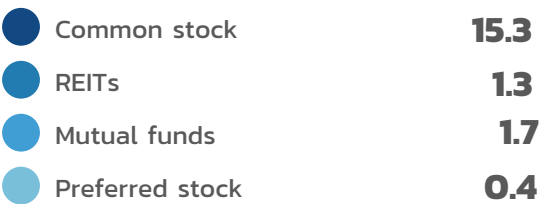


*Consumer discretionary, materials, utilities, communications, health, and Government.

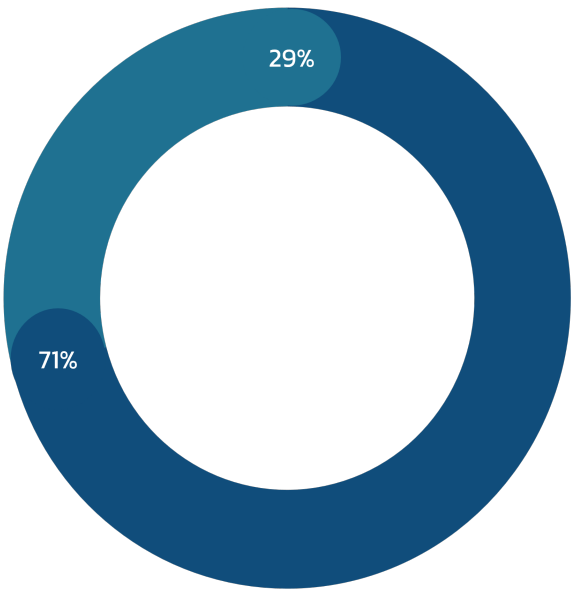
Market capitalization USD B



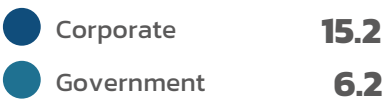
18.7



Market value - debt USD B



21.5



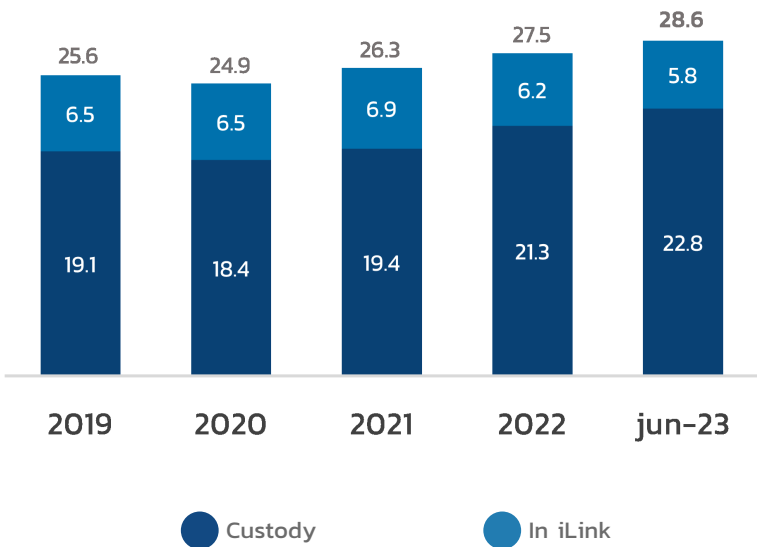
| The capital market at a glance

Assets under custody

USD B

N° of operations (accumulated)

17,919	12,941	21,426	12,534	19,475
--------	--------	--------	--------	--------



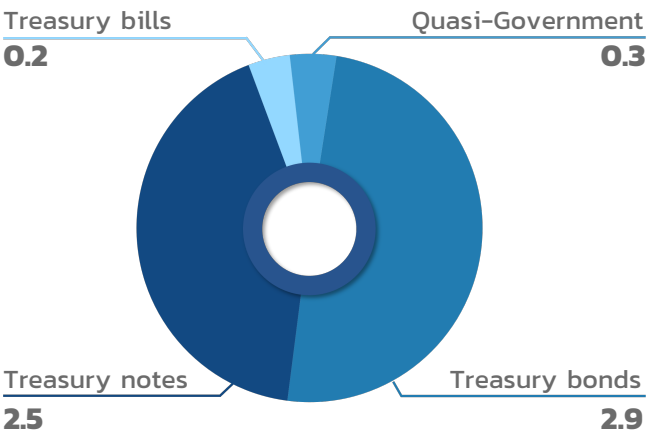
Composition 2023

USD 5.8 B
in iLink

Investors
78% Local
22% Intl.

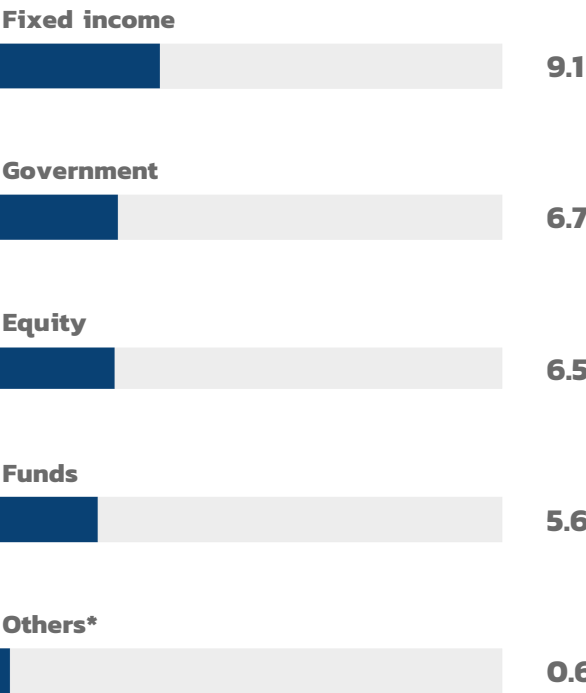
By instrument type

USD B



By instrument type

USD M

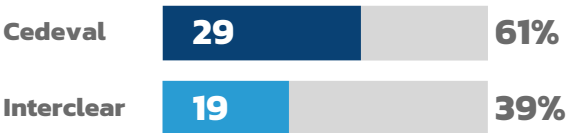


Regional custody

USD 48 M en custodia

By CSD

USD M

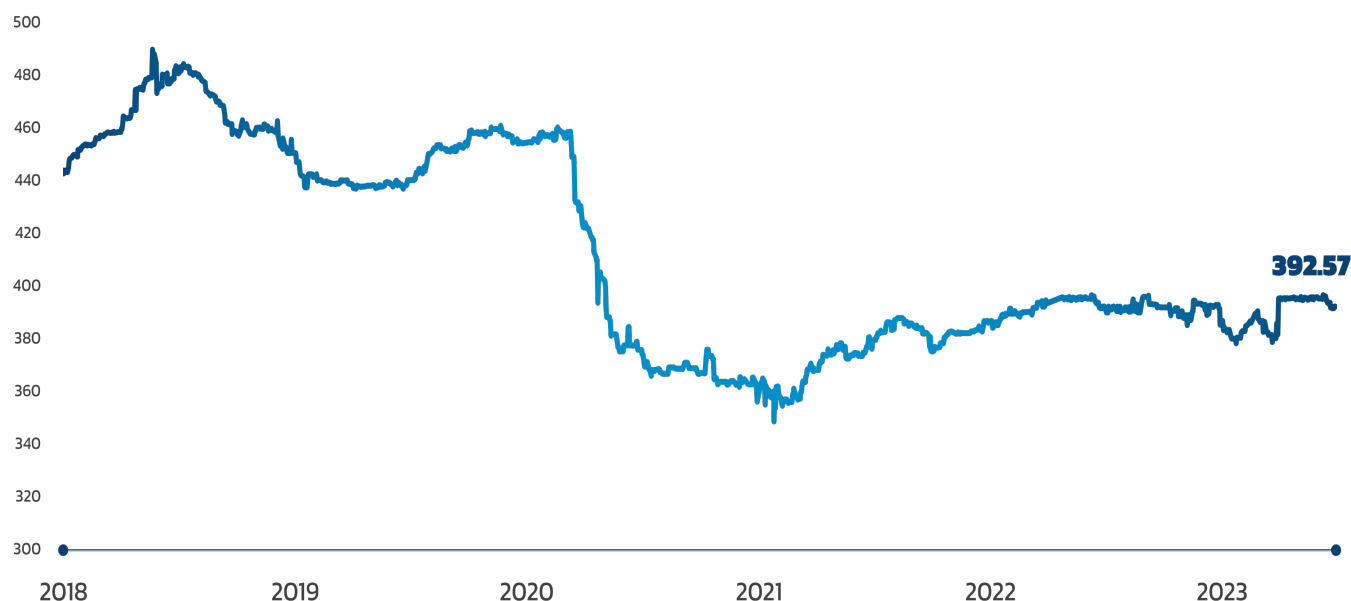


*Commercial paper

LTXSI Index

YTD: -1.00%

(2018 - 2023)



Index breakdown

Ticker	Issuer	Last price*	52 weeks		Market cap.
			Low	High	
ASSA	Grupo Assa, S.A.	89.74	89.74	99.00	914,754,795.20
CANAL	Canal Bank, S.A.	2.50	0.00	0.00	124,941,077.50
EGIN	Empresa General de Inversiones, S.A.	94.10	88.00	96.00	3,932,427,944.00
GBGR	GB Group Corporation	31.75	30.00	33.00	586,008,942.96
GMUN	Grupo Mundial Tenedora, S.A.	1.74	1.74	1.74	33,603,174.06
GPRI	Grupo Prival S.A.	43.00	38.00	43.00	132,211,756.00
LTXH	Latinex Holdings, Inc.	1.95	1.95	2.40	23,019,945.00
LTXHB	Latinex Holdings, Inc. (B)	1.90	1.89	1.90	5,607,422.50
MELO	Grupo Melo, S.A.	55.00	55.00	61.00	132,469,680.00
MSFIA	Mercantil Servicios Financieros Internacional ,S.A. (A)	115.00	2.26	690.00	283,884,630.00
MSFIB	Mercantil Servicios Financieros Internacional ,S.A. (B)	107.50	2.15	645.00	187,478,280.00
METH	Metro Holding Enterprises, Inc.	26.75	26.00	26.75	192,903,967.50
MHCH	MHC Holding Ltd	46.01	42.00	46.01	703,578,694.00
PPHO	Panama Power Holdings, Inc.	6.15	5.50	6.15	101,936,317.65
PERUTIL	Perutil, S.A.	350.32	350.32	350.32	700,640,000.00
UNEM	Union Nacional de Empresas, S.A.	29.99	29.99	37.40	152,235,807.81
UNEMB	Union Nacional de Empresas, S.A. (B)	30.99	30.99	33.00	14,875,200.00

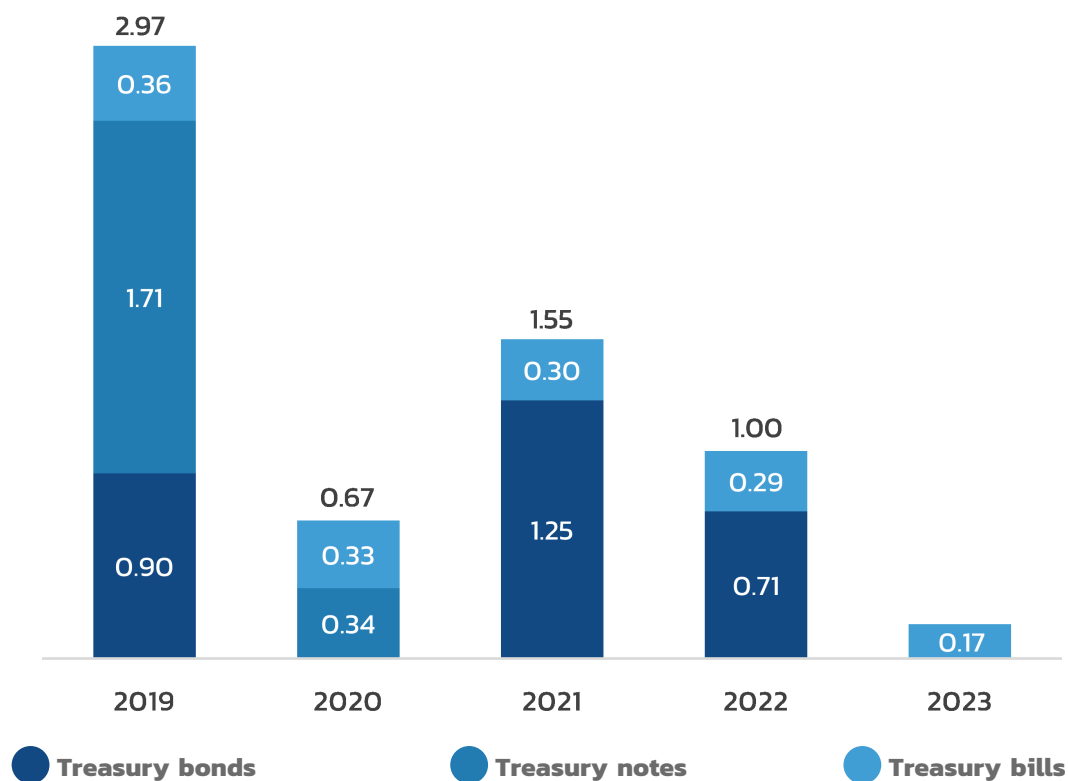
*Given by the last price the instrument traded at.

| Treasury auctions

Date	Maturity (Months)	Bids		Traded volume
		Received	Alloted	
10-Feb	12	87,502,000	43,252,000	40,999,045
17-Mar	12	82,309,000	33,200,000	31,476,240
18-Apr	9	74,529,000	32,500,000	31,256,150
12-May	9	97,500,000	28,000,000	26,951,650
9-Jun	10	44,500,000	36,500,000	35,031,900
Total		386,340,000	173,452,000	165,714,985

Book building and auctions

USD M



| Equity markets summary

Click the following link to consult the summary of the activity of the shares listed on Latinex, prices, 52-week minimum and maximum, volume, and market capitalization.



Links of interest

Market information



- Exchange members
- CSD participants
- Issuers
- New listings
- New filings
- Corporate events
- Dividend payments
- Annual general meetings

Market statistics



- Daily volume
- Monthly volume
- Volume by issuer
- Volume by exchange member
- Equity market summary
- Outstanding instruments

Market screens



- Primary market
- Secondary market
- Market makers (government)
- Market makers (corporate)
- Repurchases
- Swaps

Market integration



- iLink
- Remote operators
- AMERCA

Fees and commissions



- Latinex
- Latinclear

Regulation



- Securities law
- Agreements
- Opinions
- Internal regulations - LTX
- Internal regulations - LC
- Procedures manual - LTX
- Procedures manual - LC

Issuing guidelines

General securities

Social, green, sustainable securities

DISCLAIMER:

This document and all the information contained herein has been produced by the Latin American Stock Exchange (Latinex) and Latin American Central Securities Depository (Latinclear) with the sole purpose of providing the general public with relevant and timely information. This publication could be subject to change without notice. The entities reserve the right of communicating changes or updates to this document. Neither this document, nor its content constitutes an offer, invitation, or recommendation to buy, subscribe stocks, or any other instrument, realization, or cancellation of investments, nor can it serve as the basis for any contract, commitment, or decision.

Entities Regulated, Supervised, Authorized by the Republic of Panama's Securities Market Superintendence to operate as self-regulated organizations.